

GEN II - TACT HANDLE



Tactical Bolt Handle for Sako Quad Rimfire actions


This kit contains 2 pieces: A) New KMW Tactical Handle.
B) New 10-32x1.75" Hex drive bolt.

Tools needed: 5/32" hex/Allen driver.


Assembly instructions

- 1) Remove the magazine from your rifle and insure that the rifle is not loaded. This modification can be completed with the action still in the stock if need be.

Use a 5/32" hex drive to reach into the hollow area of the factory bolt handle.
(see Figure 1)



Making sure that you have fully engaged the hex drive, loosen and remove the factory handle and factory retaining bolt from the Sako bolt body.



2) Place the new hex drive bolt through the new KMW bolt handle so that the front, threaded end extends out the small shank. Place a small amount of Loc-Tite 268 (red thread locker) on the front threads of the retention bolt.



Figure 4

3) Clean threaded area of the bolt to remove oils and dirt prior to installing the new KMW handle.




Figure 5

Insert your hex wrench into the drive of the new retention bolt, carefully align the new bolt with the axis of the threads in the rifle's bolt and start threading the parts together until all looseness is removed from between the bolt and the new bolt handle.

Using a 5/32" hex drive, and good torque wrench, carefully tighten the new assembly to 35 in/lb. torque.



KMW-2008

Figure 7

- 4) Clean up any extra thread locker and oils from the handle junction and double check the handle for any play or looseness. After proper tightening your new handle should be tight and free of any movement between it and your bolt body. Check your new handle for clearance with the stock inlet. Make sure that your bolt handle allows complete movement of the bolt into the fully locked position.



**Note: If you experience any resistance or interference while installing your new KMW handle, STOP! Review these instructions and your work. If you are still having problems, cease assembly before you damage the new handle or your action!*

Contact KMW for assistance.

Thank you very much for your business. We appreciate it.

KMW - Long Range Solutions
129 Fish Hatchery Road
Forest Hill, LA 71430

318 748 8732

Kmw308@aol.com

www.kmwlr.com www.1MilRt.com